

ALMA BEETLE

Crew Tender / Survey Vessel



CLASSIFICATION / FLAG

Built	2003 DAMEN Shipyards
Flag	Togo
Trading Area	Coastal Waters (30nm)
Classification Society	Bureau Veritas
Class Ship	Special service / Workboat Coastal

PRINCIPAL DIMENSIONS

Length o.a	14.40m
Breadth o.a	4.35m
Draft	1.36m
Clear Deck	15m ²

ACCOMMODATION

Airconditioned Wheelhouse, 10 passengers, sanitary facilities

OPTIONAL EQUIPMENT

Multibeam support

MACHINERY / PROPULSION

Maximum speed	10 knots
Economic speed	7 knots
Main engines	2 x Caterpillar, type 3304B - T/A
Propulsion	Twin screw fixed pitch propellers
Power output	240 Hp / 2000 rpm
Auxiliary engines	HATZ 1D81C 5 Kva 50 Hz
Bollard Pull	2 Tons

TANK / STORAGE CAPACITIES

Fuel	3000 liters
Fresh Water	150 liters

NAVIGATION & COMMUNICATION SYSTEMS

VHF / Radar

ALMA SHIPPING


Head office: 26 avenue de Saint Cloud 78000 Versailles

www.almashipping.com / chartering@almashipping.com


Details are believed to be correct but cannot be guaranteed and are subject to change

ALMA BEETLE

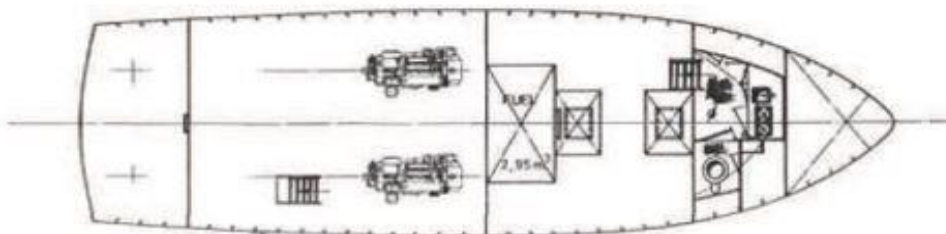
Crew Tender / Survey Vessel



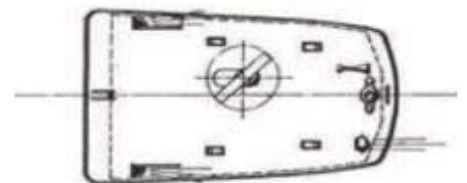
VIEW ON MANDECK



VIEW BELOW MANDECK



VIEW ON WHEELHOUSEDECK



ALMA SHIPPING


Head office: 26 avenue de Saint Cloud 78000 Versailles

www.almashipping.com / chartering@almashipping.com

Details are believed to be correct but cannot be guaranteed and are subject to change

ALMA BEETLE

Crew Tender / Survey Vessel



ALMA SHIPPING

Head office: 26 avenue de Saint Cloud 78000 Versailles

www.almashipping.com / chartering@almashipping.com

Details are believed to be correct but cannot be guaranteed and are subject to change